



SONITE

INNOVATIVE SURFACES FOR INSPIRED INTERIORS


Surfaces
inspired by
the world
around us



GALLONE - M
Metropolitan Collection



RONDA
Andalusia Collection



KANNIKA - S
Siamese Collection

Fully Customizable

Choose from a vast array of patterns and over 300 colors and textures to achieve your unique design. Add striking grout colors to create exclusive one-of-a-kind arrangements that distinguishes your space and reflects your style.

Quick and easy Installation

At only 2-3 mm. thinness,
tiles can easily be installed
on any area including corners
and curves without the need
for chamfering.



Corner



Curve



SUPERNOVA
Geometric Collection



Lightweight

Perfect for areas with loading limits such as elevators, ceilings, and light walls.



BAMBOO - M
Mason Collection



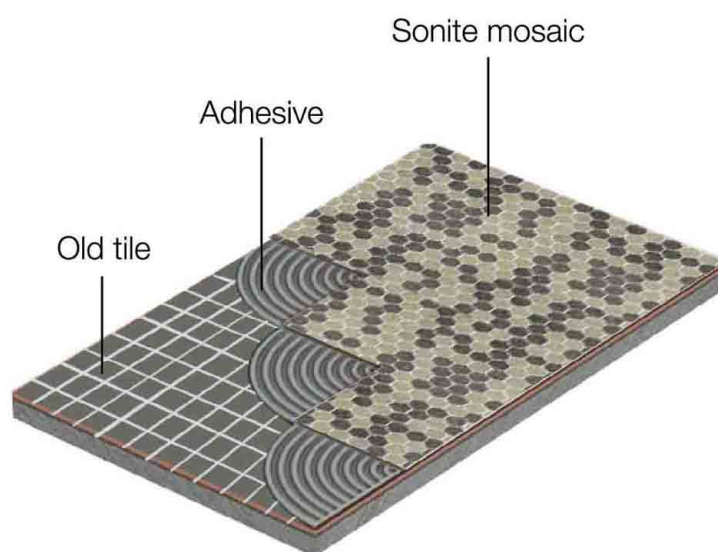
TRIBECA
Metropolitan Collection

Water Resistant

Ideal for showers, baths and kitchen areas as well as swimming pools and surfaces prone to wetness.

Durable

Proprietary production techniques yield extremely durable tiles suitable even for flooring.



Perfect for Renovations

Save time and cost by installing over existing tiles without the need for expensive tear downs.

The solution to surface design challenges






RANDOM MIX
Husk Collection

Eco - friendly

- Rated very low VOC's emissions.
- The Husk collection recycles rice husks into mosaics and tiles that are both appealing and environmentally friendly.



Conventional
Pixelated mosaics



SONITE
Customized cut

Bespoke

Create unique, detailed works of art with Sonite's customized cut for enhanced clarity.


CADIZ - M
Andalusia Collection




GRADANA
Andalusia Collection

Maximize Budgets


Sonite customized cut enables pattern reversals- making use of production remainders, reducing waste and saving costs as well as creating design differentiation.



GRID - NAMI SERIES
Bespoke Collection



GAMBA
Safari Collection



BIG CLOUD
Shanghai Collection



RHOMBUS
Garden Collection



DAMASCUS - S
Arabesque Collection



RATTANA 1 + 2
Siamese Collection



NILE CROC
Safari Collection




PYTHON
Safari Collection



WISH GRANTING CLOUDS
Shanghai Collection



NILE CROC
Safari Collection



MORNING LOTUS
Siamese Collection



DAMASCUS - M
Arabesque Collection



BROADWAY
Metropolitan Collection



ROSETTE
Arabesque Collection



COSMOS
Geometric Collection



MATRIX
Mason Collection



HONEYCOMB S - NAMI SERIES
Geometric Collection



BAMBOO - SS
Mason Collection



LUCENA
Arabesque Collection



LAUREL / GRADIENT
Garden Collection



LAGONDA
Metropolitan Collection



TRIBECA
Metropolitan Collection




GALLONE - M
Metropolitan Collection



ALMERIA
Arabesque Collection



MALAGA - S
Andalusia Collection



EMPIRE
Metropolitan Collection



2 LAYER - 3 x 3 INCH
Layered Tile Collection



SONITE HEAD OFFICE

253/43 Soi Latphrao 80 (Section 22), Latphrao Road, Wangthonglang, Bangkok 10310 Thailand
T +66 2935 5575-6 F +66 2935 5883 E internationalmarketing@sonitesurfaces.com

SONITE USA MARKETING OFFICE

865 Production Place, Newport Beach, CA 92663
T 949 612 7173 F 949 612 7194 E k.giz@sonitesurfaces.com

www.sonitesurfaces.com